

AUTO438 Datasheet

EC79 APPROVED PRESSURE REGULATOR FOR HYDROGEN FUEL CELL BUSES AND TRUCKS

Gas Liquid | Diaphragm Piston | Self-Venting Non-Venting | Max Inlet: 438 bar (6,350 psi) | Max Outlet: 20 bar (290 psi) | Cv 0.25



INTRODUCING THE AUTO438...

The AUTO438 is an EC79/2009 approved piston-sensed pressure regulator, designed specifically for hydrogen fuel cell buses and trucks. During the EC79 testing process, it was put through 90,000 cycles by external certification body, KIWA Nederland B.V. - equating to 10 years life time on a typical installation!

With a **balanced main valve** as standard, it offers stable control of outlet pressures up to 20 bar (290 psi) from a maximum 438 bar (6,350 psi) inlet pressure.

SPECIFICATION

Max. Rated Inlet Pressure	438 bar (6,350 psi)
Outlet Ranges	Up to 20 bar (290 psi)
Design Proof Pressure	150% max. working pressure
Seat Leakage	In accordance with ANSI/FCI 70-3
Weight (Aluminium Body)	1.8kg (3.97lbs)

STANDARD MATERIALS OF CONSTRUCTION

PART	MATERIALS
Body	Anodised Aluminium T6511 (UNS AW6082)
Main Valve Pin	ASTM A479 316/316L Stainless Steel (UNS S31600/S31603)
Valve Spring	Elgiloy® (UNS R30003)
Piston	ASTM A479 316/316L Stainless Steel
O-Rings	FKM/FPM 90
Loading Spring	ASTM A479 316/316L Stainless Steel
Filter	30 Microns

Note: Pressure regulator rating may be limited by connection type, Cv and/or seat material. Contact the office for specific pressure or temperature requirements.

FEATURES AND BENEFITS

1 EC79/2009 APPROVED

Permits use on hydrogen service for vehicles in the public domain.

2 EASY ACCESS TO SEAT CARTRIDGE

Simplified servicing through the base of the regulator.

3 IN-LINE LEAKAGE SENSE LINE

Easy to connect pipework to sense for H2 leakage, and makes set point anti-tamper proof.

4 BALANCED MAIN VALVE DESIGN

Improved control across the pressure range.

Product availability and specifications contained herein are subject to change without notice. Consult local distributor or factory for potential revisions and/or service related issues. Pressure Tech Ltd support with product selection recommendations only - it is the users responsibility to ensure the product is suitable for their specific application requirements.



PRESSURE TECH LTD

Unit 24, Graphite Way, Hadfield, Glossop, Derbyshire, UK, SK13 1QH
 T +44 (0)1457 899 307
 E sales@pressure-tech.com
 W www.pressure-tech.com

DESIGNED, MANUFACTURED AND BUILT IN THE UK

190923

PAGE:
1 OF 4

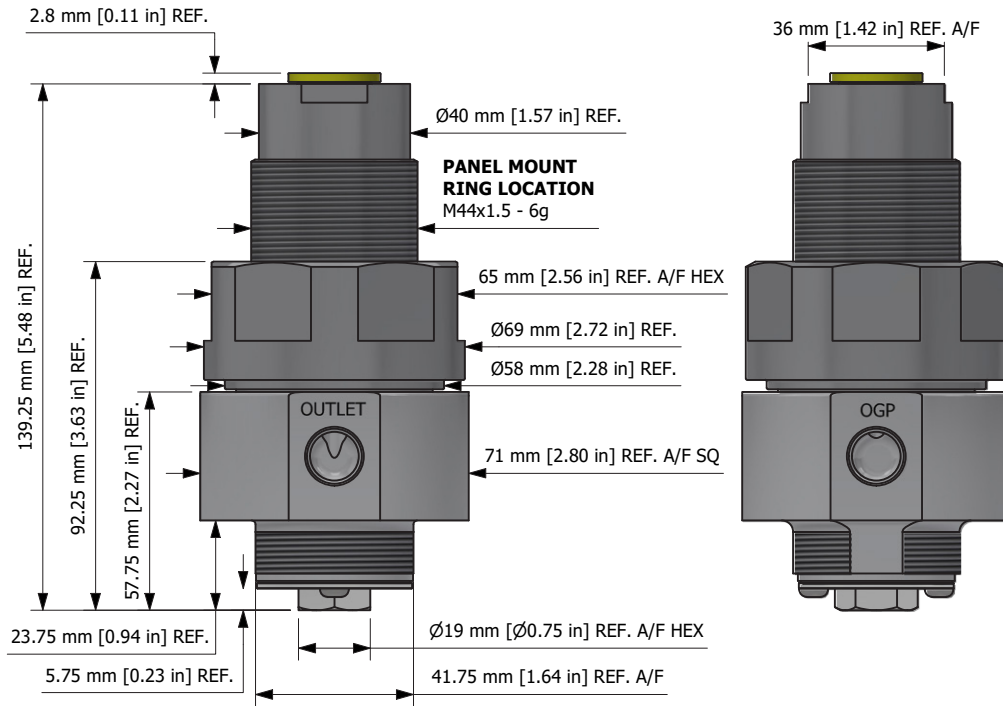
AUTO438 Datasheet

EC79 APPROVED PRESSURE REGULATOR FOR HYDROGEN FUEL CELL BUSES AND TRUCKS

Gas
 Liquid
 Diaphragm
 Piston
 Self-Venting
 Non-Venting
 Max Inlet: 438 bar (6,350 psi)
 Max Outlet: 20 bar (290 psi)
 Cv 0.25

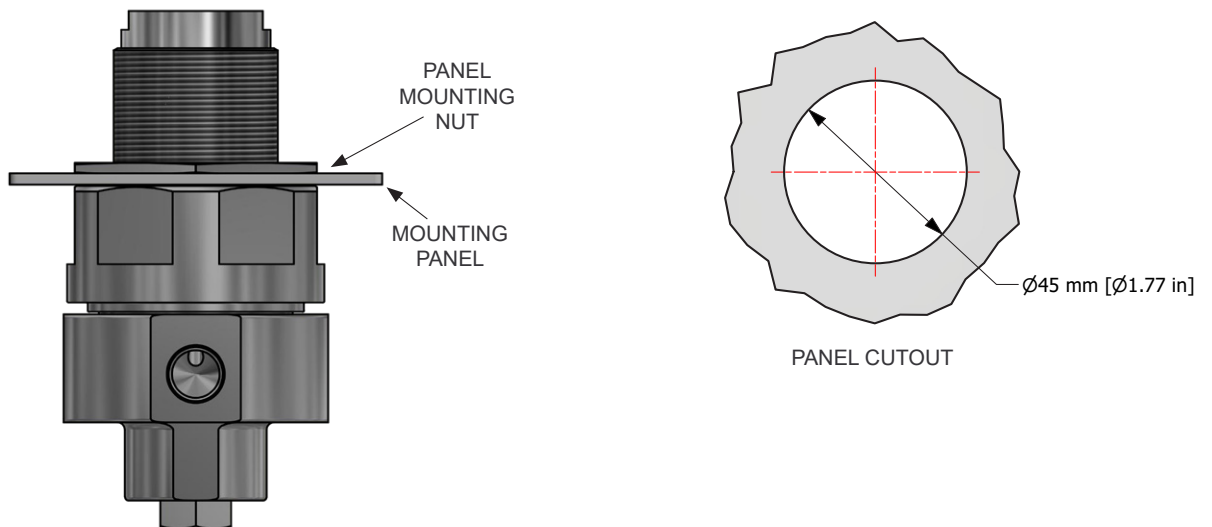
DRAWINGS AND INSTALLATION DIMENSIONS

Dimensions shown for standard configurations only - please contact the office for other options.



MOUNTING CONFIGURATION

Mounting panel is secured between the body and bonnet with a panel mounting nut.



Product availability and specifications contained herein are subject to change without notice. Consult local distributor or factory for potential revisions and/or service related issues. Pressure Tech Ltd support with product selection recommendations only - it is the users responsibility to ensure the product is suitable for their specific application requirements.



PRESSURE TECH LTD
 Unit 24, Graphite Way, Hadfield, Glossop, Derbyshire, UK, SK13 1QH
 T +44 (0)1457 899 307
 E sales@pressure-tech.com
 W www.pressure-tech.com

DESIGNED, MANUFACTURED AND BUILT IN THE UK

190923

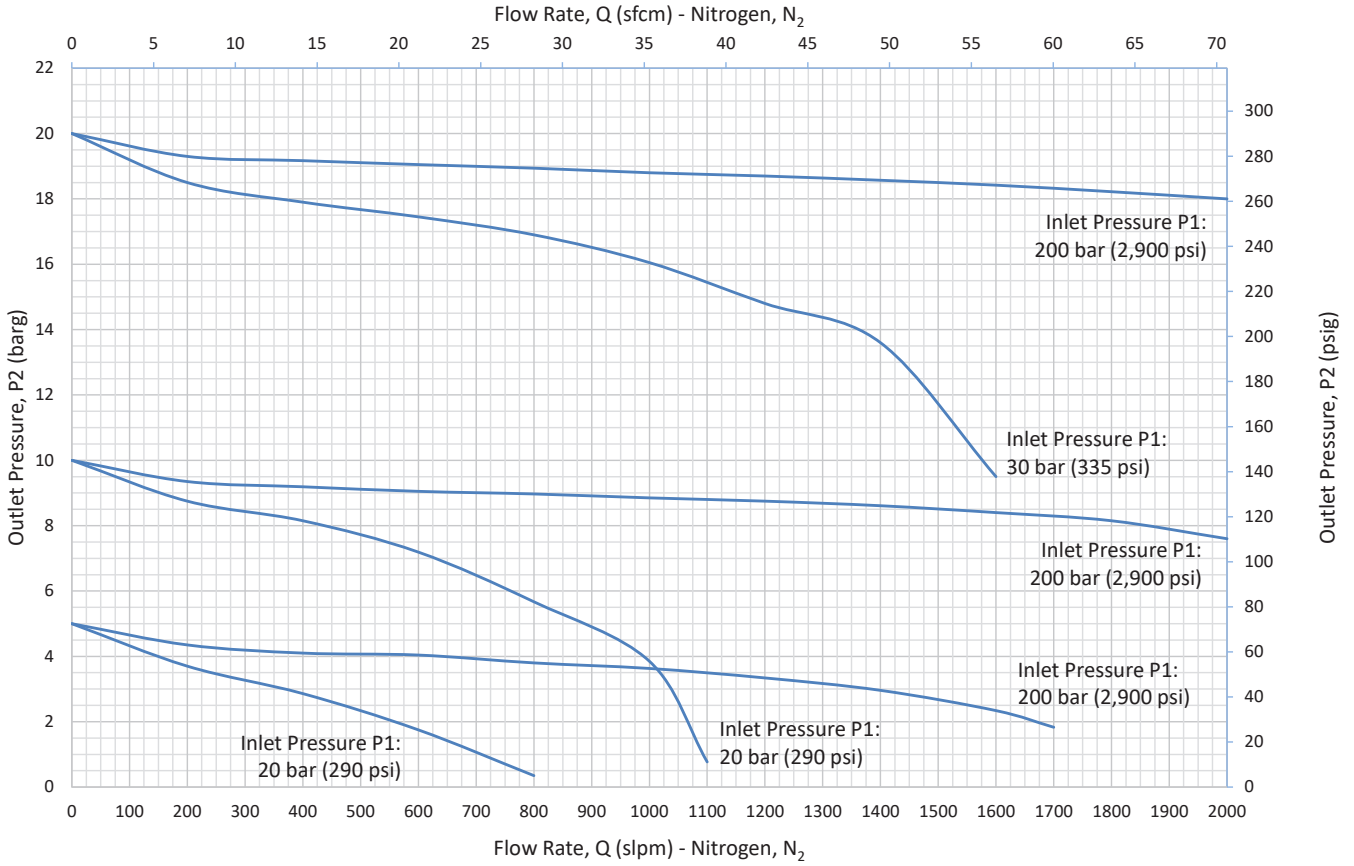
PAGE:
2 OF 4

AUTO438 Datasheet

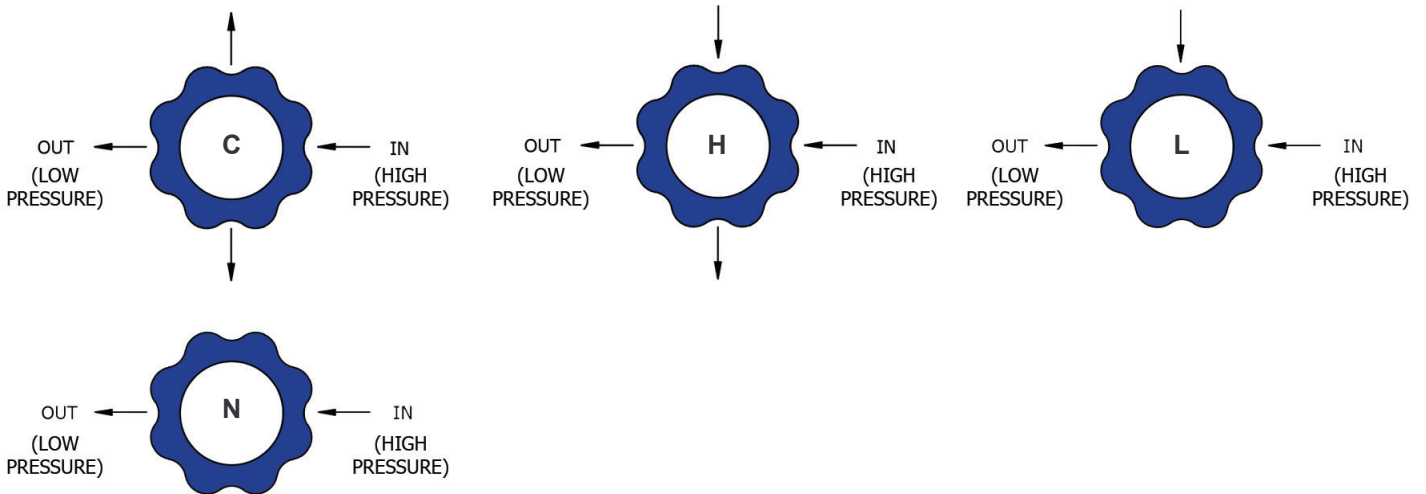
EC79 APPROVED PRESSURE REGULATOR FOR HYDROGEN FUEL CELL BUSES AND TRUCKS

Gas
 Liquid
 Diaphragm
 Piston
 Self-Venting
 Non-Venting
 Max Inlet: 438 bar (6,350 psi)
 Max Outlet: 20 bar (290 psi)
 Cv 0.25

FLOW CURVE



PORTING CONFIGURATIONS



Product availability and specifications contained herein are subject to change without notice. Consult local distributor or factory for potential revisions and/or service related issues. Pressure Tech Ltd support with product selection recommendations only - it is the users responsibility to ensure the product is suitable for their specific application requirements.



PRESSURE TECH LTD
 Unit 24, Graphite Way, Hadfield, Glossop, Derbyshire, UK, SK13 1QH
 T +44 (0)1457 899 307
 E sales@pressure-tech.com
 W www.pressure-tech.com

190923

PAGE: 3 OF 4

DESIGNED, MANUFACTURED AND BUILT IN THE UK

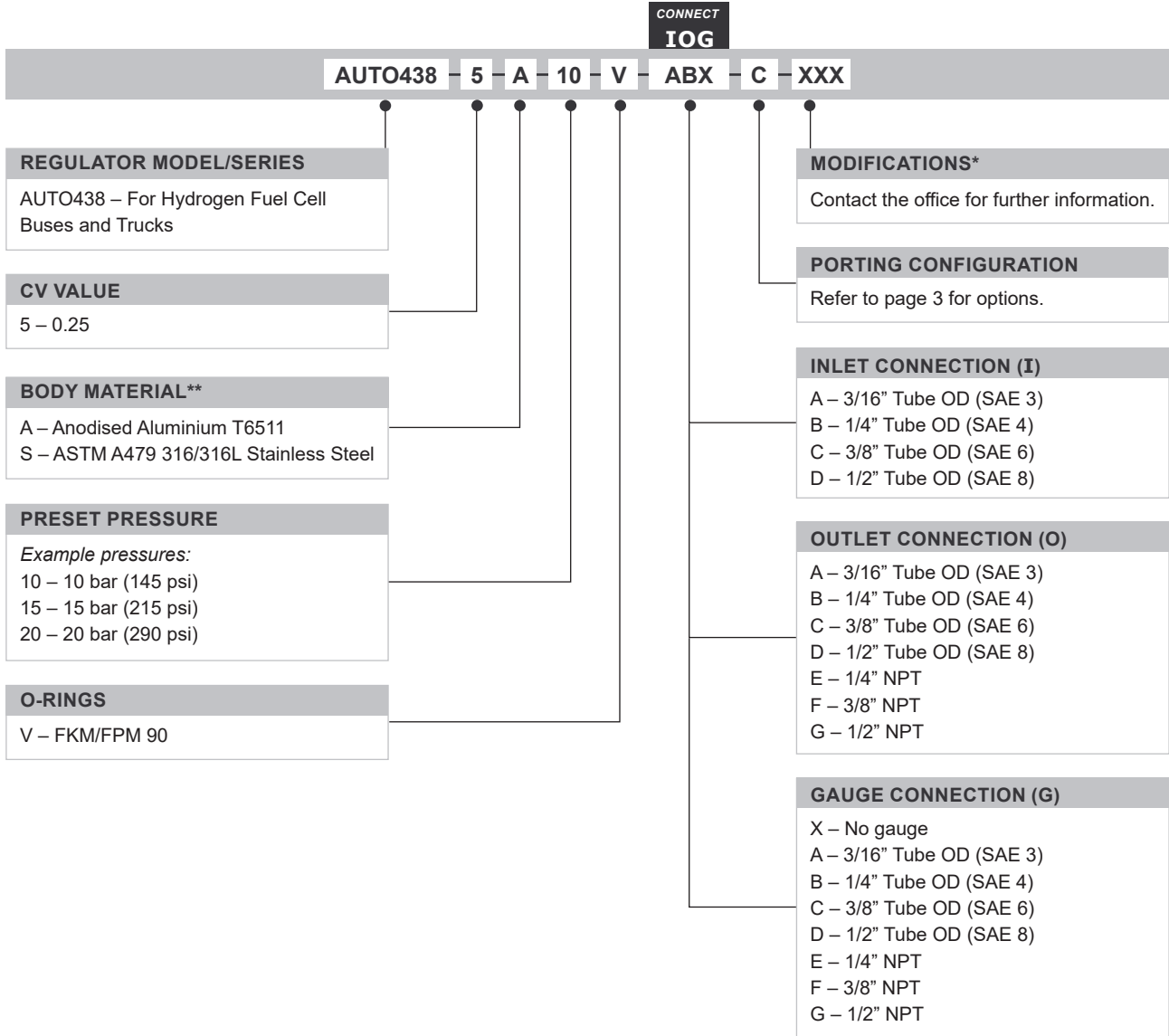
AUTO438 Datasheet

EC79 APPROVED PRESSURE REGULATOR FOR HYDROGEN FUEL CELL BUSES AND TRUCKS

Gas
 Liquid
 Diaphragm
 Piston
 Self-Venting
 Non-Venting
 Max Inlet: 438 bar (6,350 psi)
 Max Outlet: 20 bar (290 psi)
 Cv 0.25

ORDERING INFORMATION

To build a Pressure Tech part number, simply combine the characters identified below in sequence:



OPTIONAL EXTRAS

	PART NUMBER	DESCRIPTION
Service Kit	SRK-AUTO438-05-B...	Various 'Balanced' options available

Note: Ancillary equipment also available

TRADEMARKS: Elgiloy® is a registered trademark of Elgiloy Specialty Metals

* Where applicable

** Other options may be available

Product availability and specifications contained herein are subject to change without notice. Consult local distributor or factory for potential revisions and/or service related issues. Pressure Tech Ltd support with product selection recommendations only - it is the users responsibility to ensure the product is suitable for their specific application requirements.



PRESSURE TECH LTD

Unit 24, Graphite Way, Hadfield, Glossop, Derbyshire, UK, SK13 1QH
 T +44 (0)1457 899 307
 E sales@pressure-tech.com
 W www.pressure-tech.com

DESIGNED, MANUFACTURED AND BUILT IN THE UK

190923

PAGE: 4 OF 4